

A Newton's cradle with five silver spheres. The leftmost sphere is in motion, having just struck the others or about to. The other four spheres are in a line, slightly blurred, suggesting motion or a sequence of events.

SGEN How-to The consolut way

Using consolut's transports to use SGEN
effectively (V.1.05)

Table of Contents

1. What is SGEN?
2. Known problems with SGEN
3. How to use SGEN „the consolut way“?
4. How to Export Report Names?

What is SGEN?

- The TA SGEN is used to regenerate existing loads, which are compiled ABAPs
- Loads are generated when an ABAP is called for the first time.
- Seen as an „Compiling hourglass“ in the SAPGUI
- Each time an ABAP or its dependency is changed, it needs to be compiled again
- SGEN should be run after every Support Package or upgrade, because the ABAP sources are changed

What is SGEN?

- In new SAP Systems no ABAP is compiled until it is called for the first time
- Each time a user starts an uncompiled ABAP he has to wait quite a long time for the ABAP to compile
- As only 10% of all ABAPs are normally used, it is not recommended to precompile all ABAPs

Known Problems

- All used ABAPs are saved in the table „REPOLOAD“
- When called for the first time, SGEN uses this table to decide which ABAPs need to be compiled when started with the option „Regenerate existing loads“
- On a new system this table is empty which causes SGEN to compile ALL ABAPs
- As compiling all ABAPs would take a very long time (about 8h -24h) consolut provides predefined versions of the table „GENSETC“ (which is described on the next page) (Version 7.02 and later table “GENSETM”)
- With this, consolut helps you to optimize the ratio between the runtime of SGEN and the time users have to wait for compiling ABAPs at the runtime

How to use SGEN „the consolut way“?

- SGEN saves all ABAPs it compiles in a table called „GENSETC“ (7.02 and later table “GENSETM”)
- You can download a predefined version of this table from our website <http://www.consolut.com/s/download/sgen-usage.html>
- There you find transports for different Systems (e.g. BI, SolMan, ECC 6.0) which contain a great amount of ABAPs normally used on a System.
- The transports are compressed in SGEN-Usage.zip.

How to use SGEN „the consolut way“?

- After downloading the ZIP-File you have to import two transports to your system:
 - „ZGENSETC_REORG“ I60K900043 is needed on every system to reorganize the table „GENSETC“
 - For 7.02 and later E34K974321 “ZGENSETM_REORG” is needed on every system to reorganize the table “GENSETM”
 - With Report “ZGENSETC2M_COPY” you can copy your entries from table “GESNETC” to “GENSETM” in case of an upgrade

How to use SGEN „the consolut way“?

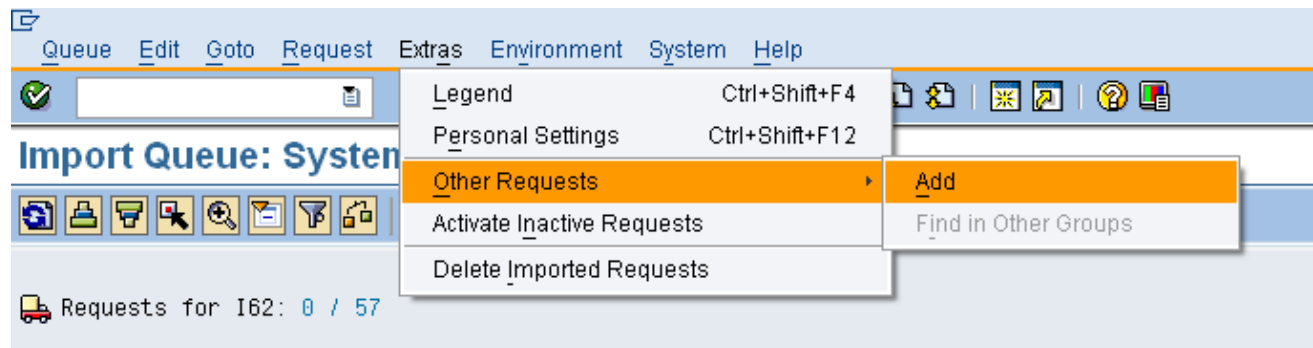
- The specific transport for your System, taken from SGEN-Usage.zip:
 - ERP 6.0: C34K971763 (approx. 17975 ABAPs)
 - BI7.0: BIDK900029 (approx. 7311 ABAPs)
 - PI 7.0: PIDK900012 (approx. 7993 ABAPs)
 - SCM 5.0: APPK900011 (approx. 11800 ABAPs)
 - ECC 5.0: TSTK903613 (approx. 12000 ABAPs)
 - BW 3.5: BIDK900014 (approx. 4622 ABAPs)
 - R/3 4.7: I47K900105 (approx. 11931 ABAPs)
 - R/3 4.6C: D02K900497 (approx. 7666 ABAPs)
(und D02K900495 für ZGENSETC_REORG als 4.6C Version)
 - SRM 5.5: SRCK900147 (approx. 2420 ABAPs)
 - CRM 7.0: CE2K902812 (approx. 28000 ABAPs)
 - CRM 7.0: I39K900012 (approx. 12001 ABAPs)
 - SolMan 7.01: SMPK900022 (approx. 10509 ABAPs)
 - SolMan 7.01: SOMK900072 (approx. 13892 ABAPs)
 - ERP 6.04: TRBK900012 (approx. 18832 ABAPs)

How to use SGEN „the consolut way“? Part 2

- BI 7.3: CBDK900077 (21194 Reports)
- ECC 6.05: E34K974323 - GENSETM Export (consolut E34 - 26377 reports)
- ECC 6.0: C34K971763 (consolut I62 - 17975) – you could convert this GENSETM export with report ZGENSETC2M_COPY as well)
(on 7.02, SP10 or note 1633118 should be installed)

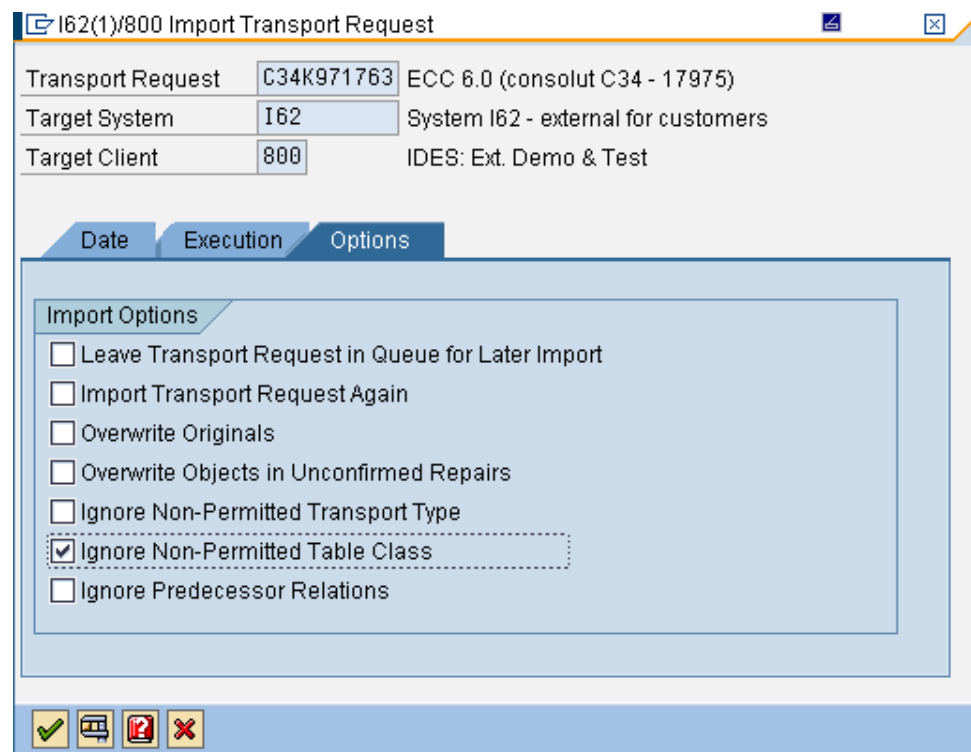
How to use SGEN „the consolut way“?

- Transfer the files to your SAP System (either easy with /CONSOLUT/TP or with native ftp or file tools)
- Run STMS and select the system you want to import the transports in
- Choose „Extras -> Other Requests -> Add



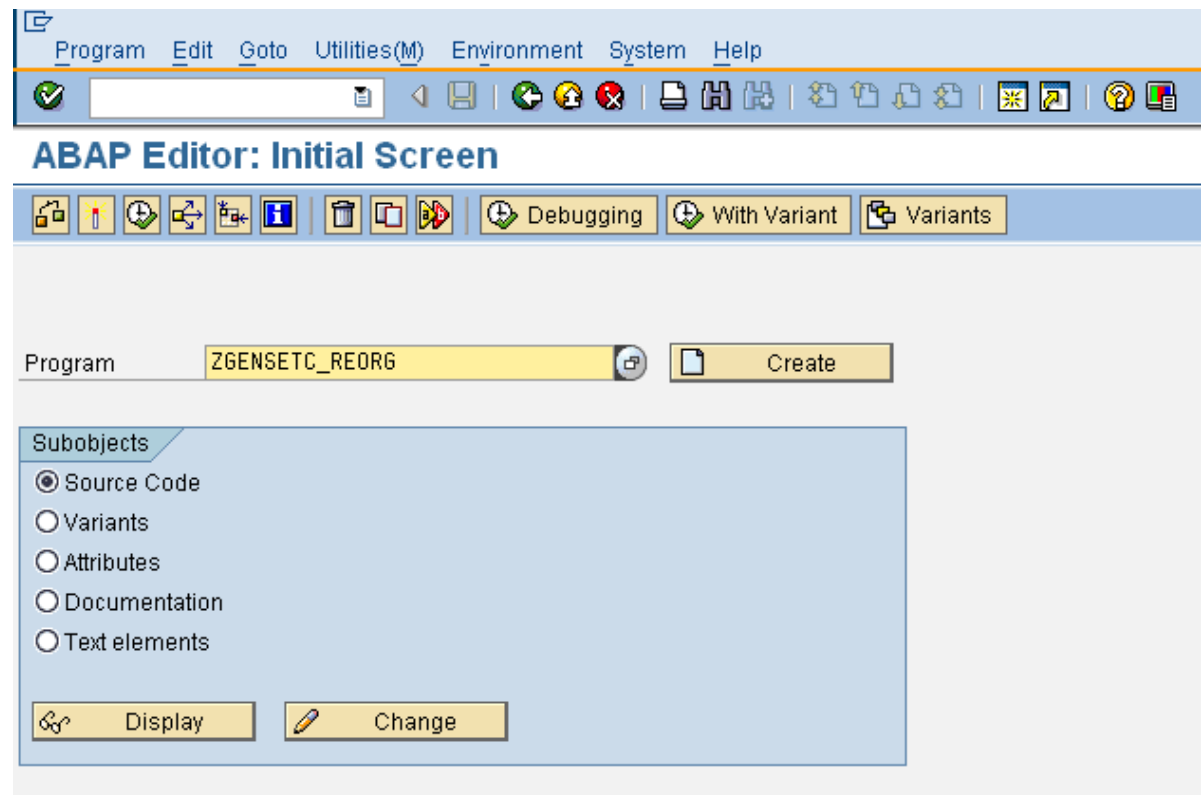
How to use SGEN „the consolut way“?

- When importing the transports some tables are modified.
- To avoid crashing of the import you need to check the following option in the import dialog: “Ignore Non-Permitted Table Class”
- Else the import might fail.



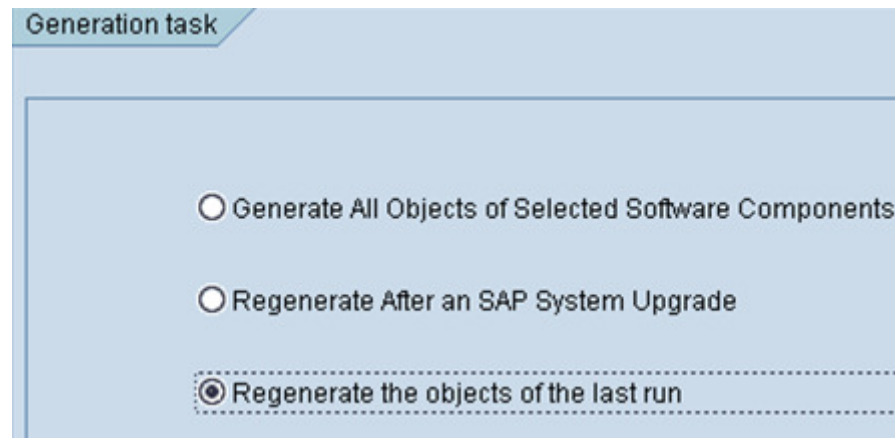
How to use SGEN „the consolut way“?

- After importing the transports run SE38 and execute the program „ZGENSETC_REORG“ in order to reorganize the table „GENSETC“ (7.02 and later use “ZGENSETM_REORG” to reorganize table “GENSETM”)



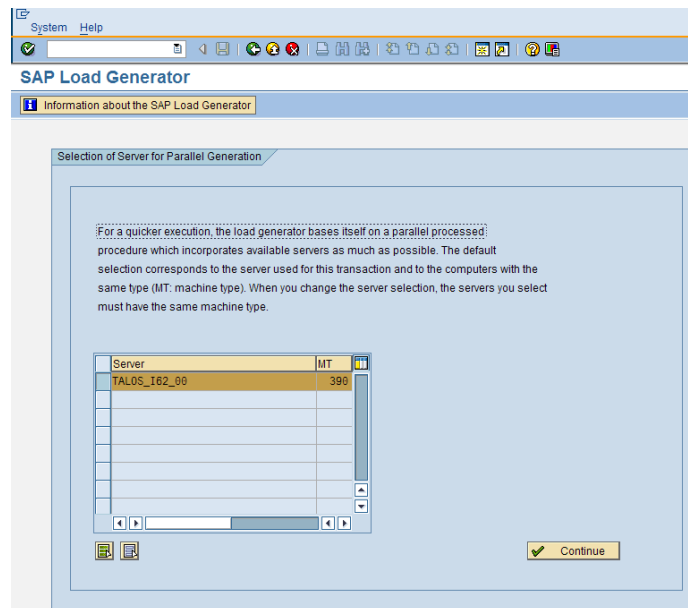
How to use SGEN „the consolut way“?

- In the transaction SGEN select the 3rd option: „Regenerate the Objects of the last run“ and then „Resume“



How to use SGEN „the consolut way“?

- Normally, the default screen is enough.
- Click continue.



How to use SGEN „the consolut way“?

- The next step takes some time, from a few to some tens of minutes.



Exclude all includes and non-existent programs

How to use SGEN „the consolut way“?

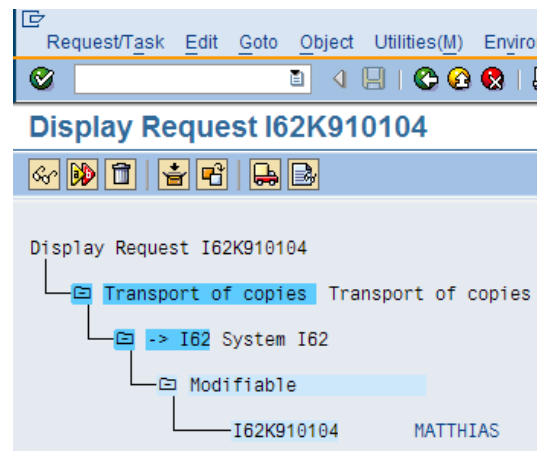
- Start the job directly or schedule it.
- Because SGEN needs a lot of performance, we recommend to run it when few users are accessing the system e.g. on the weekend
- The runtime of SGEN depends on your SAP-System.
- It is recommended to restart the system after SGEN is finished.

What about productive Systems?


- We recommend to run SGEN in your development system first.
- Afterwards you may wait a few days, so that the amount of compiled ABAPs increases by the number of ABAPs that are not contained in our transports but are used by you.
- Now you can export the table GENSETC from your system in order to import it on the productive system. (In 7.02 and later the table is called GENSETM)

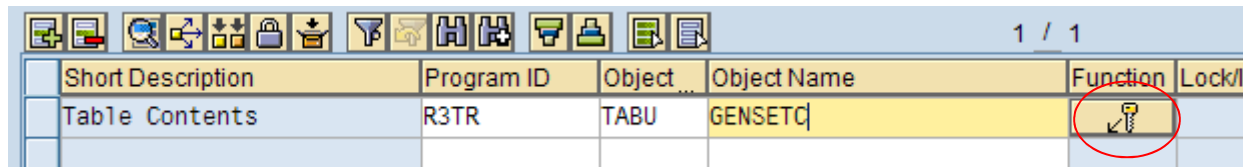
How to Export Report Names?


- Run SGEN with “all existing loads” but do NOT start the batch job for compiling.
- Run SE09 and create an new request with “Transport of copies”



How to Export Report Names?

- Double-click the request.
- Make it editable
- Make a new entry as shown and click on the key 



Short Description	Program ID	Object...	Object Name	Function	Lock/...
Table Contents	R3TR	TABU	GENSETC		

- Make a new entry with only a “*” wildcard.

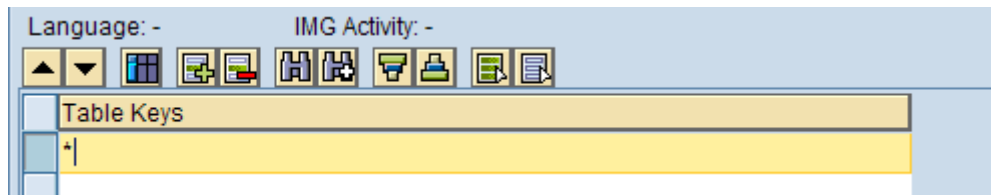


Table Keys
*

- Save and go back to release the request.

How to Export Report Names?

- Transfer the transport to your productive System and import it there
- Then you go on as described above
- Consolut's transport Up- and Download-Tool may be helpful to transfer the transport between the systems

<http://www.consolut.com/s/download/transport-upload.html>

Questions?

- You have Questions?
- You want to know more about consolut's service?
- You need help with your systems?

- No problem! Visit our website <http://www.consolut.com> for more information